

Notice: This standard has either been superseded and replaced by a new version or withdrawn.

**STANDARD PERFORMANCE  
SPECIFICATION FOR  
NEWLY MANUFACTURED  
FOOTBALL HELMETS**

**NOCSAE DOC (ND)002-11m11**

Prepared By



**NATIONAL OPERATING COMMITTEE  
ON STANDARDS FOR ATHLETIC EQUIPMENT**

Revised: January 2011  
Effective no earlier than January 2012

## TABLE OF CONTENTS

<b>Scope</b> .....	1
<b>Referenced Documents</b> .....	1
<b>Sample Size</b> .....	1
<b>Helmet Preparation</b> .....	1
<b>Impact Attenuation Tests</b> .....	2
<b>Labels and Warnings</b> .....	2
MAY, 1998 MODIFICATIONS/REVISIONS.....	6
JANUARY, 2002 MODIFICATIONS/REVISIONS .....	6
APRIL, 2003 MODIFICATIONS/REVISIONS.....	6
JULY, 2005 MODIFICATIONS/REVISIONS.....	6
MAY, 2009 MODIFICATIONS/REVISIONS.....	6
JANUARY, 2011 MODIFICATIONS/REVISIONS .....	6

## 1 Scope

- 1.1 This standard specification establishes performance requirements for new football helmets as supplied by manufacturers.
- 1.2 **All testing and requirements of this standard specification must be in accordance with NOCSAE DOC.001, except where modified herein.**
- 1.3 *This standard does not purport to address all of the safety problems, if any, associated with its use. It is the responsibility of the user of this standard to establish appropriate safety and health practices and determine the applicability of regulatory limitations prior to use.*

## 2 Referenced Documents

- 2.1 STANDARD DROP TEST METHOD AND EQUIPMENT USED IN EVALUATING THE PERFORMANCE CHARACTERISTICS OF PROTECTIVE HEADGEAR, NOCSAE DOC.001

## 3 Sample Size

- 3.1 See Section 11, NOCSAE DOC.001.
- 3.2 At least two (2) of each model and size must be tested. Helmets of a given model with a size smaller than 6 5/8 **may** not fit the smallest NOCSAE headform. In that event, testing of that size is waived so long as the other sizes of that model have been tested and meet all requirements.
- 3.3 To obtain a reasonable fit (as determined by the test technician) for testing purposes, helmets larger than size 7 5/8 **may** require "shim" pads to be inserted between the largest NOCSAE headform and the interior of the helmet, opposite from the impact site.
- 3.4 The jaw pads in the helmet may be replaced with a different thickness than originally supplied so that those pads firmly contact the headform jaw area, but without spreading the shell. This would be done prior to securing the chin strap to the chin of the headform.

## 4 Helmet Preparation

- 4.1 See Section 10, NOCSAE DOC.001.
- 4.2 Face Guards - Helmets must be tested without face guards or face guard specific hardware. Any components of the headgear not associated with the faceguard (i.e. nose bumpers, front padding, etc.) must be securely attached to the helmet using appropriate means prior to impact testing.

## 5 Impact Attenuation Tests

- 5.1 Impact locations are described in Section 19, NOCSAE DOC.001. See Figures 1 and 2.
- 5.2 Impacts shall be conducted on the Test MEP pad (see Section 15.2.2, NOCSAE DOC.001).
- 5.3 Each submitted sample helmet shall be impacted in accordance with Table 1 below and as depicted in Figures 1 and 2.
- 5.4 The peak severity index of any impact shall not exceed 1200 SI.
- 5.5 Helmet repositioning during testing is anticipated. Any structural changes or other changes that take place during impact testing which result in un-restorable, loosening of the fit (see Section 20, NOCSAE DOC.001) shall be cause for failure.

**TABLE 1**

**LOCATION - DROP velocities – ft/s (m/s)**  
(All drop velocities must be within +3% -0%)

	<b>FRONT</b>	<b>SIDE</b>	<b>F. BOSS</b>	<b>R. BOSS</b>	<b>REAR</b>	<b>TOP</b>	<b>RANDOM</b>
<b>Ambient Temperature</b>	13.9 (4.23)	13.9 (4.23)					
	16.0 (4.88)	16.0 (4.88)					
	17.9 (5.46)	17.9 (5.46)	17.9 (5.46)	17.9 (5.46)	17.9 (5.46)	17.9 (5.46)	17.9 (5.46)
	17.9 (5.46)	17.9 (5.46)	17.9 (5.46)	17.9 (5.46)	17.9 (5.46)	17.9 (5.46)	17.9 (5.46)
<b>High Temperature</b>		17.9 (5.46)					
		17.9 (5.46)					

**NOTES:** The high temperature condition impacts must be done after the ambient temperature impacts.

Impact locations requiring more than two (2) impacts must be conducted in sequence from the lowest drop height through the highest.


## 6 Labels and Warnings

- 6.1 See Section 9, NOCSAE DOC.001.
- 6.2 Each helmet shall have permanently affixed to the exterior of the shell a clearly legible statement which can be easily read without removal of any decal tape, other temporary material or permanent part, which contains language which effectively communicates to the purchaser and user the following information, using the same or similar language:

- 6.3 **WARNING**  
**NO HELMET CAN PREVENT ALL HEAD OR ANY NECK INJURIES A PLAYER MIGHT RECEIVE WHILE PARTICIPATING IN FOOTBALL.**

**DO NOT USE THIS HELMET TO BUTT, RAM OR SPEAR AN OPPOSING PLAYER. THIS IS IN VIOLATION OF THE FOOTBALL RULES AND SUCH USE CAN RESULT IN SEVERE HEAD OR NECK INJURIES, PARALYSIS OR DEATH TO YOU AND POSSIBLE INJURY TO YOUR OPPONENT.**

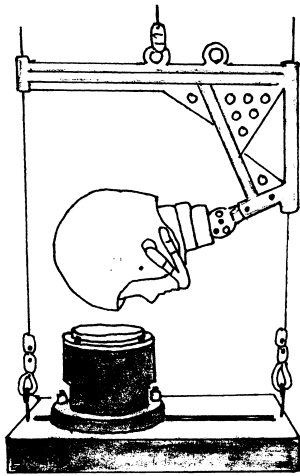
- 6.4 A permanent, exact replica of this seal must appear legibly on the exterior of the shell



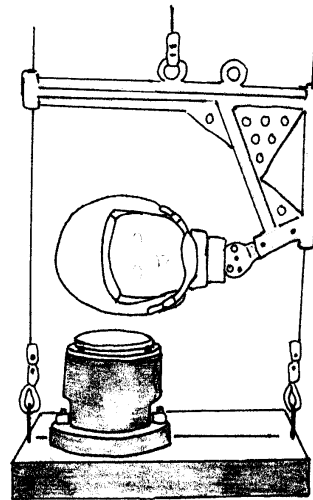
**NOTE:** You must have an executed, valid license agreement with NOCSAE to use any of the NOCSAE logos at any time. NOCSAE, the NOCSAE seals/logos, and the National Operating Committee on Standards for Athletic Equipment are registered marks and the exclusive property of the Committee. Use of the marks in any manner is prohibited without prior written permission of the NOCSAE Board of Directors. In place of manufacturer certifies the manufacturer may use it's own name i.e., xyz company certifies "MEETS NOCSAE STANDARD" This seal maybe scaled so long that it remains legible.

*This standard is subject to revision at any time by the responsible technical authority and must be reviewed every five years and if not revised either reapproved or withdrawn. Your comments are invited either for revision, modification or creation of additional standards and should be addressed to NOCSAE's Executive Director. Check the web at [www.nocsae.org](http://www.nocsae.org) to obtain the latest version of a standard.*

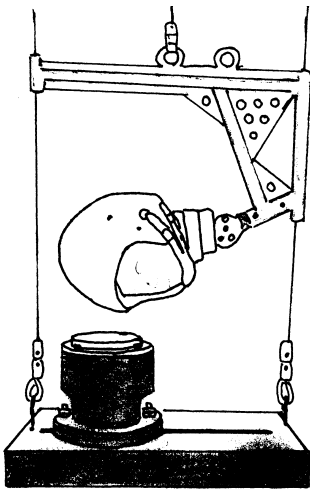
*This standard is copyrighted by NOCSAE 11020 King St. Suite 215, Overland Park, Kansas 66210 USA. Copies may be obtained from the NOCSAE web site at [www.nocsae.org](http://www.nocsae.org)*



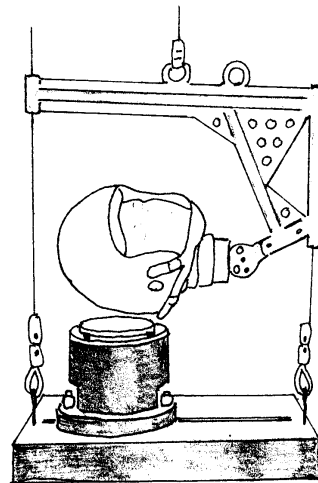
**Front Impacts**




**Side Impacts**




**Front Boss Impacts**



**Rear Boss Impacts**



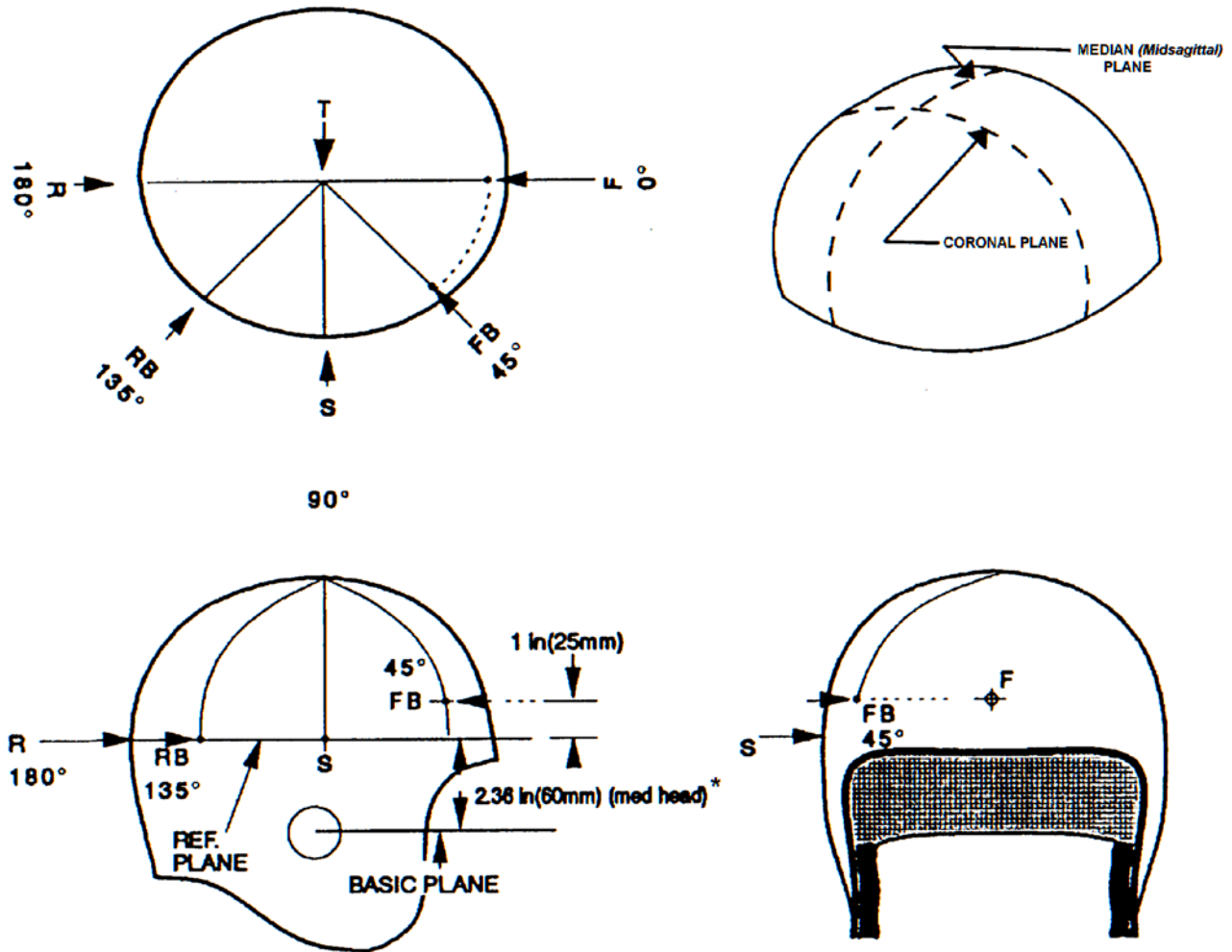
**Rear Impacts**



**Top Impacts**

Figure 1

## APPROXIMATE IMPACT LOCATIONS



\* For the small headform the REFERENCE PLANE is 2.16 inches above the BASIC PLANE. For the large headform the REFERENCE PLANE is 2.48 inches above the BASIC PLANE.

The random location may be selected from any point within the allowed impact area but not closer than 1 inch (25 mm) from the edge of the helmet nor less than 1 inch (25 mm) from any previous impact.

Random locations chosen must allow the rotator assembly to be locked in the position selected.

Impact Area - for a helmet that is to be tested on the medium headform\*, the impact area must include all locations on the headform above the BASIC PLANE rearward of a location 2.5 inches (64 mm) forward of where the BASIC PLANE intersects with the CORONAL PLANE and any point on or above the REFERENCE PLANE in front of that same intersection.

\* For the small headform use 2.25 inches (57 mm) and for the large headform use 2.75 inches (70 mm).

Figure 2

### **MAY, 1998 MODIFICATIONS/REVISIONS**

- Added depictions of the helmet impacts and referenced them in 5.3.

### **JANUARY, 2002 MODIFICATIONS/REVISIONS**

- Simplified document references within document.

### **APRIL, 2003 MODIFICATIONS/REVISIONS**

- Changed naming convention and added NOCSAE logo to cover page.

### **JULY, 2005 MODIFICATIONS/REVISIONS**

- Added Figure 2, Impact Locations.

### **MAY, 2009 MODIFICATIONS/REVISIONS**

- Modified section 5.5 for clarity.

### **JANUARY, 2011 MODIFICATIONS/REVISIONS**

- **REVISION-** Change drop heights to drop velocities. Clarified attachment of component requirement.